

The Quiet Details

The Subtle Foundation for a Beautiful Life

A GUIDE TO THE CRAFT AND COLLECTIONS OF UNITREE DOOR

The Soul of a Space

We believe the life of a home begins and ends at its threshold. A door is more than an entry; it is a tangible introduction to the world you have built, and the quiet guardian of the sanctuary within. It is the first welcome and the final, reassuring click of the day. It is a silent witness to a family's story, absorbing the echoes of laughter and the quiet rhythm of daily life into its very grain.

This philosophy—that a simple object can hold such profound meaning—is the soul of our work at PT. Trijaya Sumber Semesta. It is the principle upon which we were founded: a purpose to craft these crucial, everyday moments with a deep sense of intention and artistry.

Through Unitree Door, we give this purpose its tangible form. We obsess over the quiet details—the perfect balance, the flawless finish, the solid, reassuring presence—because we know that these are the elements that transform a simple object into something more. They are how we create architectural elements that are not only seen, but deeply felt.







Table of Content

A guide to our philosophy, craft, and collections.

Part I: The Philosophy

The Soul of a Space	2
The Journey of a Door	6
The Signature of Our Craft	10

Part II: The Four Foundations

An Introduction to Our Four Principal Design Series

The Engineering Door The Foundation of Stability & Style	14
The Flush Door The Canvas of Modernism	18
The HPL Door The Pinnacle of Performance & Design	22
The Solid Door The Legacy of Tradition	26

Part III: The Art of Specification

The Unseen Heart of Quality Core Components "Nusantara Core"	32
The Grammar of Room Moulding Profiles	34
The Language of the Grain Our Curated Wood Selections	36

Part IV: From Vision to Reality

A Gallery of Possibilities Our Craft in the Real World	40
Proven in the Elements A Legacy of Resilience	42
Our Commitment, Certified Verified by Global Standards	44
Partner With Us Let Us Build Together	46

The Journey of a Door

This feeling is not an accident. It is the culmination of a meticulous journey—a story that begins in the sustainable forests of Indonesia and unfolds in our modern workshop. Here, a symphony of three elements converges: the timeless character of wood, the definitive precision of steel, and the irreplaceable soul of the artisan's hand. This transparent look into our process reveals an unwavering commitment to excellence.





Vacuum Machine



Kiln Dry



Veneer Slicer



Cold Press Machine



Sanding Machine



Hot Press Machine



Press Laminating Machine



Door Assembling



Double End Machine



Arm Saw



Jumping Machine



Double Planner



CNC Router Machine



Gang Rip Machine



Painting Room



Finishing Area

The Signature of Our Craft

This unwavering commitment to excellence is our signature. It is more than a logo; it is the soul of our craft made tangible — a mark of authenticity woven into every element we create. It serves as a guarantee that each piece has not only passed through the rigors of our process but has been shaped by the hands and hearts of our artisans. This signature is a threefold promise, and it begins with your vision.





Your Vision, Without Limits

Your design is the blueprint for a feeling, an atmosphere waiting to be born. Our first promise is to be the hands that give this vision form. We embrace the challenge of the bespoke, offering extensive custom capabilities to ensure your unique architectural intent is not only realized but brought to life with a tangible, enduring substance.



The Feeling of Enduring Quality

This substance is felt in the quiet details that reveal themselves over time—the solid, reassuring presence, the silent, balanced operation, and the flawless finish that invites a touch. Our second promise is to deliver this unparalleled quality through a synergy of artistry and precision engineering, creating a door destined to be a cherished part of a home's story. But this feeling of quality runs deeper still.




A Promise of Responsibility

It is rooted in the clear conscience that comes from a process built on respect. Our third and most profound promise is that of responsibility. Our deep commitment to ethically sourced materials and our agricultural afforestation initiatives in Indonesia are not just policies; they are our guarantee that the beauty we bring into your world actively helps nurture new life back into ours.

A GUIDE TO OUR FOUNDATIONAL PRODUCT COLLECTIONS

The Four Foundations





We believe every great design rests upon a solid foundation—a core philosophy that guides every choice. To serve this purpose, we have organized our work into four principal Design Series.


Each Series represents a distinct answer to an architectural question, a unique philosophy of form and function. Within these pages, you will find the foundational elements to bring your vision to life, curated for purpose and crafted without compromise.

THE FOUNDATION OF STABILITY & STYLE



The Engineering Door

This commitment begins with a question of potential: How can we honor the authentic soul of wood while perfecting its performance for the modern world? The Engineering Door Collection is our answer. It is the embodiment of intelligent luxury—a synergy of natural beauty and a meticulously crafted inner core that offers a lifetime of dimensional stability. It is the perfect, reliable foundation for the vision that refuses to compromise, a versatile starting point from which endless styles can be born.





The Engineering Door



The Anatomy of an Enduring Door

The true measure of our craft lies in the details you cannot see. Every component within a Unitree Engineering Door is a deliberate choice, designed to work in perfect harmony. Our 3-layer Nusantara Core provides exceptional dimensional stability, resisting the natural stresses of time and environment. This core is then protected by solid hardwood lipping for superior edge durability and finished with a premium veneer that showcases the authentic beauty of the wood. This is not just construction; it is the anatomy of an enduring design.

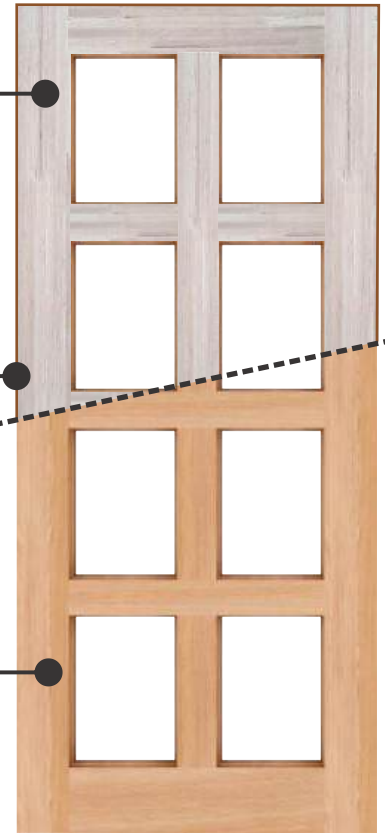


Built and customized to meet your full specifications in terms both size and finish

3 layers
Nusantara Core

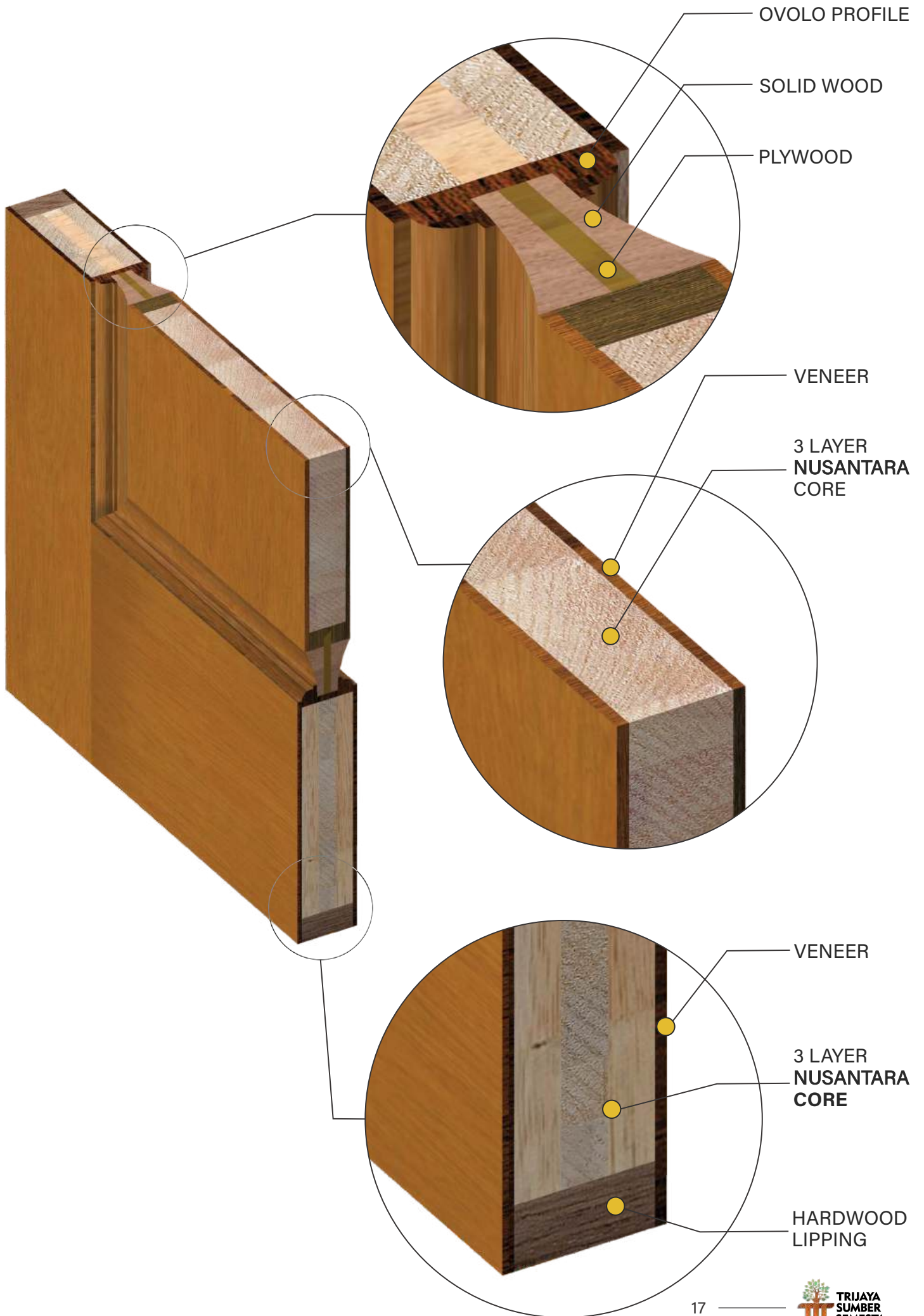
Lipping

Veneer




Specifications

Core	: 3 layers Nusantara Core
Lipping	: Solid S4S
Thickness	: Custom made thickness available
Size	: Custom made size available
Quality	: Visual Quality Standards
Moisture Content	: 10 - 12 %
Weight	: 25 -30 kg/ unit
Cover Types	: Veneer




THE CANVAS OF MODERNISM



The Flush Door

Sometimes, the most powerful style is one of restraint. For the vision built on the serene beauty of simplicity, we offer a canvas. The Flush Door is the ultimate architectural element for the modernist—a quiet and confident statement that creates an atmosphere of seamless harmony. Its perfectly smooth surface serves as a tranquil backdrop, allowing light, texture, and curated objects to take center stage. It is a philosophy of subtraction, a testament to the idea that in the right hands, simplicity is the most sophisticated gesture of all. But some spaces demand more than tranquility.





The Flush Door

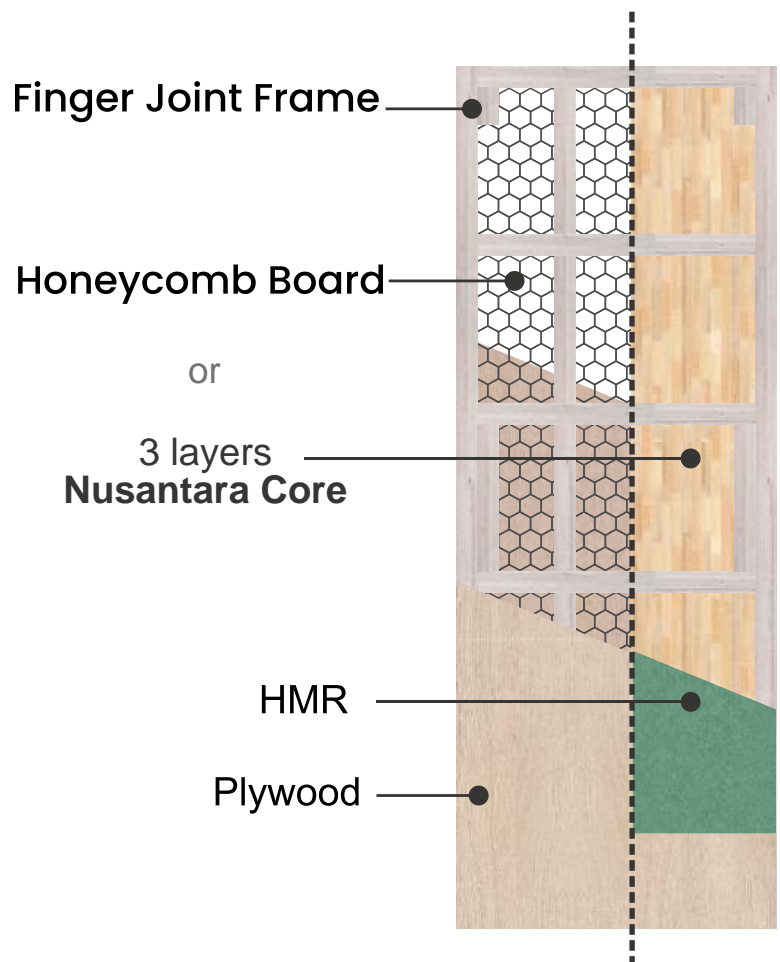


The Soul of Simplicity

The most serene spaces are often built upon a foundation of quiet confidence. The beauty of our Flush Door lies in its flawless, uninterrupted surface, but its soul is found within its intelligent structure. A robust finger-jointed frame provides the essential structural integrity, while the lightweight yet rigid honeycomb or barecore filling ensures a perfectly flat and stable panel. This is the unseen architecture of simplicity—a clean, stable canvas upon which a modern vision can be realized.

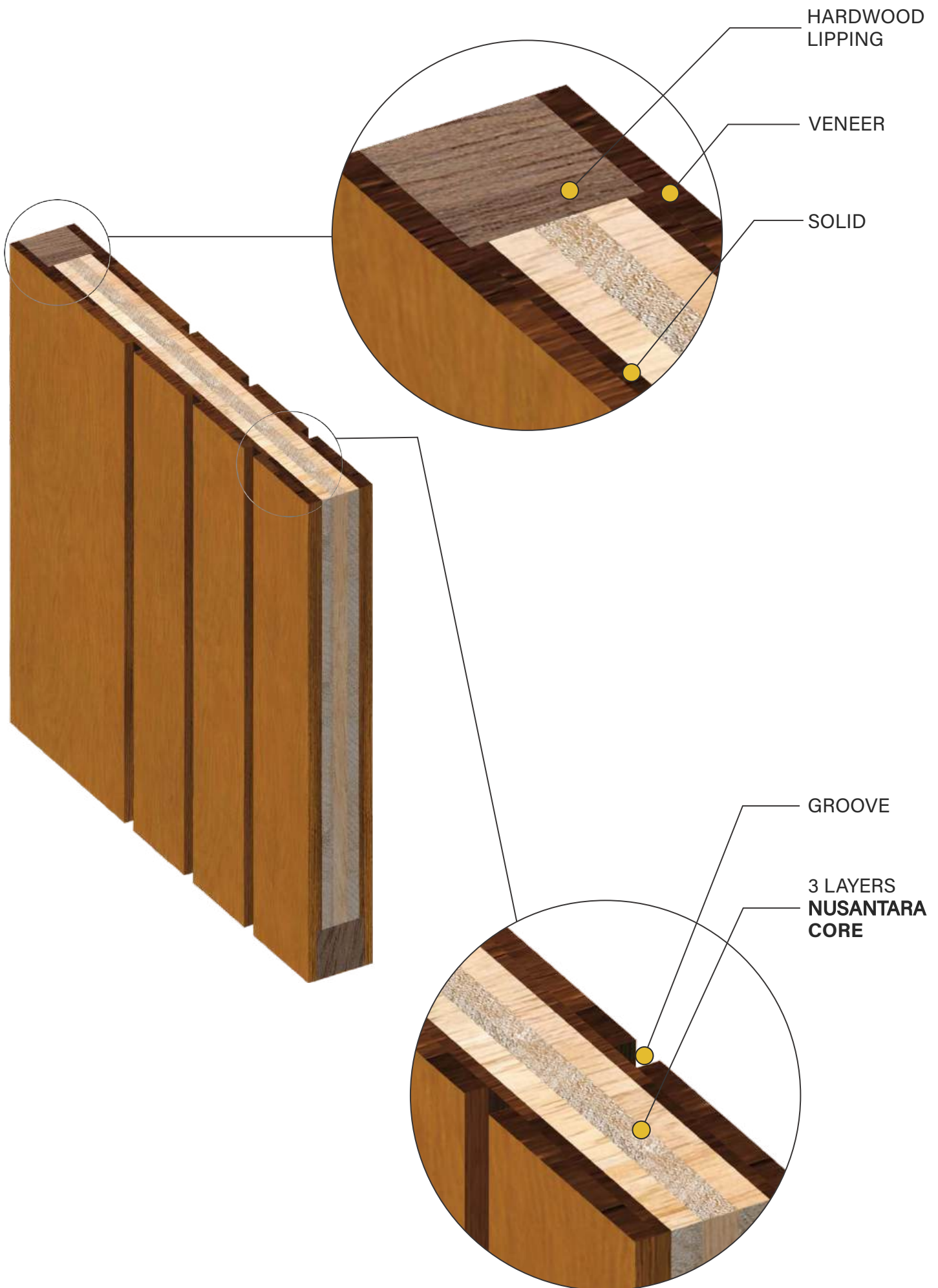


Built and customized to meet your full specifications in terms both size and finish

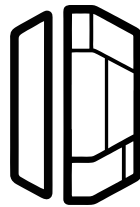


Specifications

Core	: 3 layers Nusantara Core or Honeycomb Board
Lipping	: Solid S4S
Thickness	: Custom made thickness available
Size	: Custom made size available
Quality	: Visual Quality Standards
Moisture Content	: 10 - 12 %
Weight	: 20 -25 kg/ unit
Cover Types	: ▪ High Moisture Resistant (HMR): highest grade, water resistant, heat resistant, etc ▪ Plywood ▪ Veneer



THE PINNACLE OF PERFORMANCE & DESIGN



The HPL Door

They demand a quiet resilience. For the vision where beauty must coexist with the rhythms of daily life, our HPL (High-Pressure Laminate) Collection is engineered to endure. This is beauty without fragility. With a vast palette of finishes—from hyper-realistic wood grains to bold, solid colors—HPL provides exceptional durability against wear and impact. It is the ideal specification for hospitality, commercial, and active family homes where performance is a necessity, and style is paramount. Yet, beyond even this, there is a soul.





The HPL Door

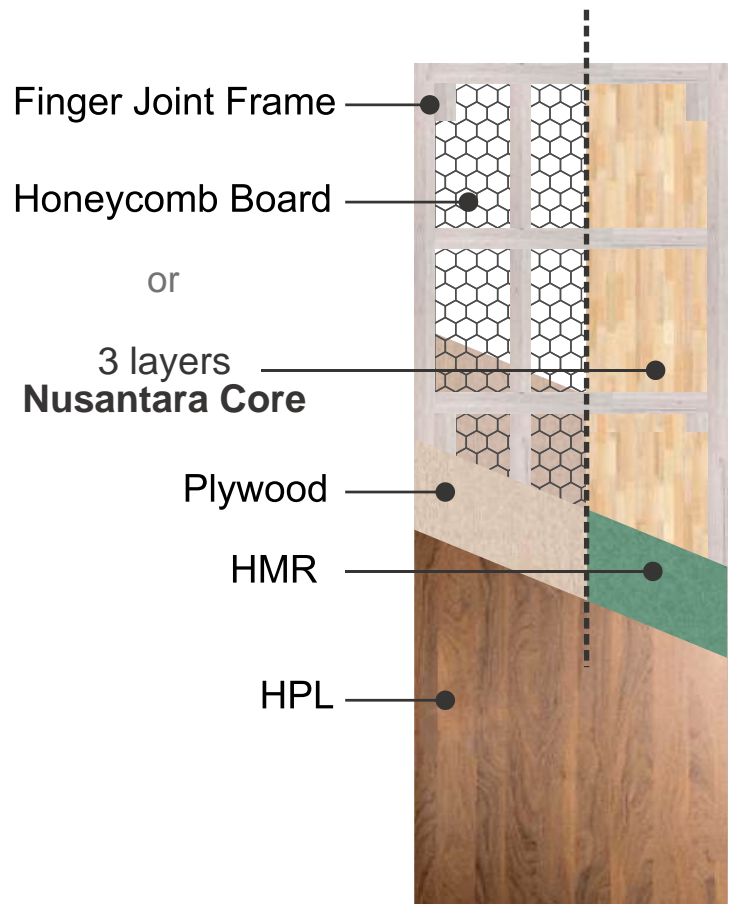


Engineered for a Beautiful Life

Great design should not be fragile. It should embrace the rhythms of daily life with grace and resilience. Our HPL Door is engineered for this very purpose. It begins with the stable foundation of our proven flush door construction, which is then fused with a final layer of high-pressure laminate. This incredibly durable surface provides exceptional resistance to wear, impact, and moisture, ensuring that the chosen aesthetic—whether a hyper-realistic wood grain or a bold, solid color—remains beautiful for years to come. This is beauty built to be lived with.

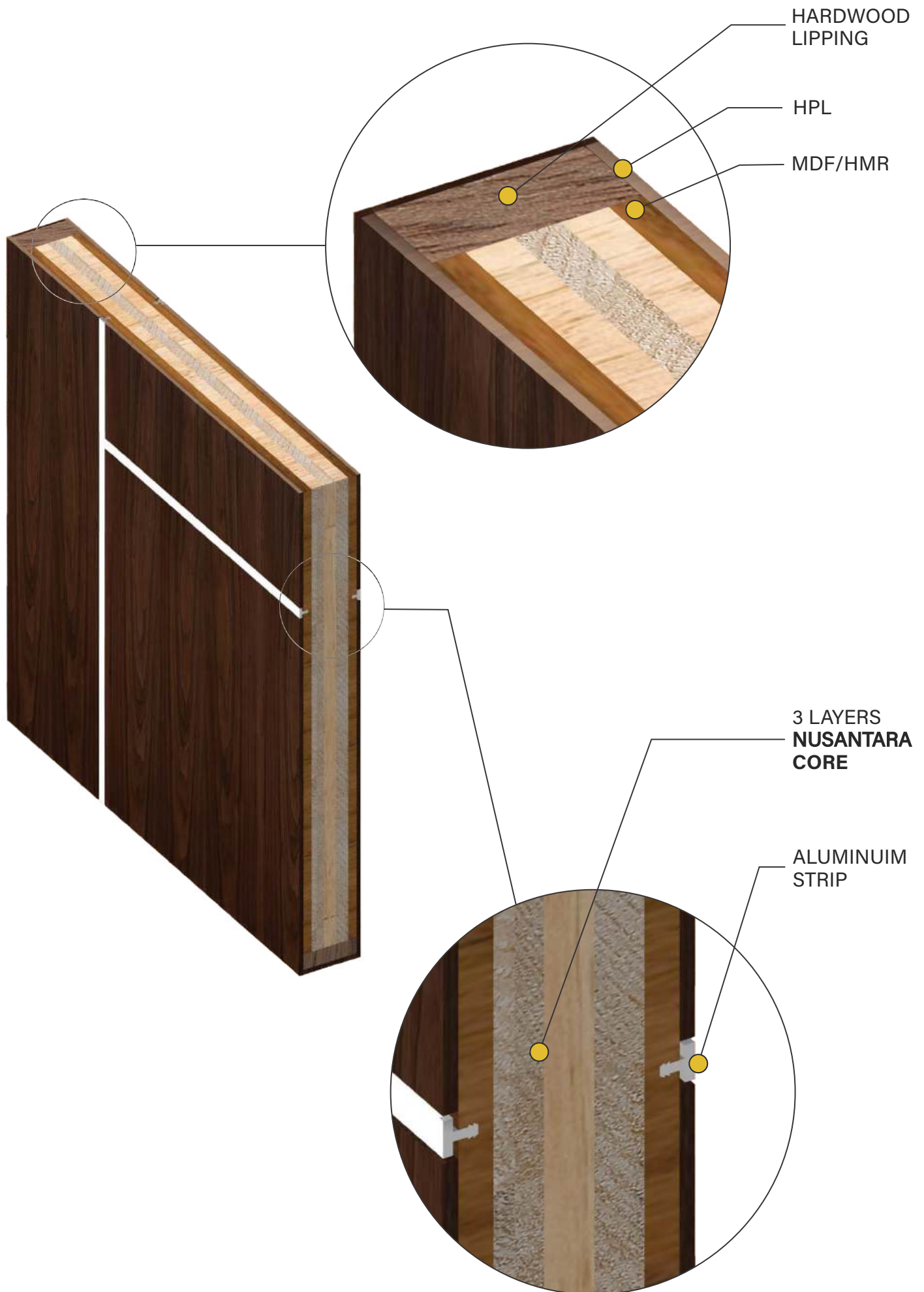


Built and customized to meet your full specifications in terms both size and finish




Specifications

Core	: 3 layers Nusantara Core or Honeycomb Board
Thickness	: Custom made thickness available
Size	: Custom made size available
Quality	: Visual Quality Standards
Moisture Content	: 10 - 12 %
Weight	: 20 -25 kg/ unit
Cover Types	: HPL




THE LEGACY OF TRADITION



The Solid Door

There is a weight, a character, a connection to a timeless story that can only be found in the unmistakable honesty of solid timber. The Solid Door Collection is a tribute to this heritage of craftsmanship. It is a choice for projects that seek to establish a feeling of permanence and history, connecting a space to centuries of architectural tradition from the very first, memorable welcome.





The Solid Door



The Unmistakable Mark of Tradition


There is a weight, a character, a tangible connection to history that can only be found in solid timber. This drawing reveals the honest soul of our Solid Door, built using time-honored techniques. The robust solid wood frame and panel are joined with precision, allowing the natural character and strength of a singular piece of wood to define its form. This is not an imitation of the past; it is a continuation of a legacy, offering a reassuring presence and the unmistakable mark of true craftsmanship.



Built and customized to meet your full specifications in terms both size and finish

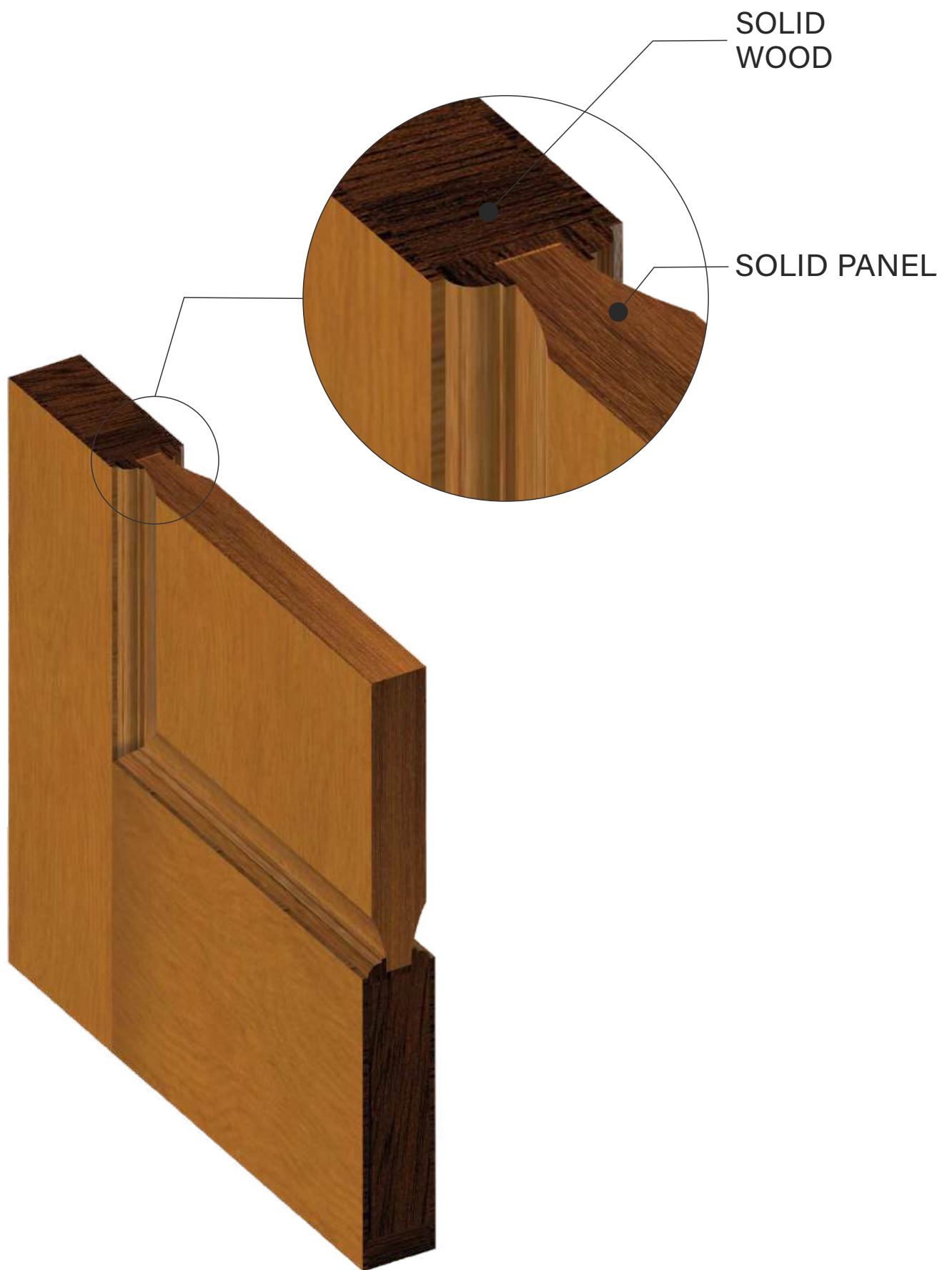
Solid Wood Frame

Solid Wood Panel



Specifications

Frame	: Solid wood
Thickness	: Custom made thickness available
Size	: Custom made size available
Quality	: Visual Quality Standards
Moisture Content	: 10 - 12 %
Weight	: 20 -25 kg/ unit



The Art of Specification

We have explored the philosophies that guide our four principal Design Series. Now, we invite you to step into the role of the creator.

A truly exceptional door is a composition of considered choices, a harmony of unseen components and visible character. This section is your guide to that composition. It is a palette of natural materials and a lexicon of finishing touches, curated to give your unique vision its voice in the specific language of our craft.



The Unseen Heart of Quality

The true art of specification begins not with what is seen, but with what is unseen. The enduring quality of a door—its stability, its strength, its satisfying feel—is born from the integrity of its core components. We obsess over these details so you can have absolute confidence in the final form. From our multi-layered Barecore that provides foundational stability, to the incredible strength of our Finger-Joint Laminating (FJL), and the crisp, architectural lines of our Moulding Profiles, this is the unseen heart of a Unitree door. Upon this steadfast foundation, we apply a surface with a soul.



This foundation has a name: **Nusantara Core**. It is the signature innovation of PT. Trijaya Sumber Semesta, the very heart of our craft and the embodiment of our commitment to intelligent, sustainable design, proudly rooted in the rich soil of the Indonesian archipelago.

We begin with *Albasia Falcata*—a remarkable plantation-sourced timber celebrated for its rapid renewability, lightness, and exceptional workability. We then elevate this intelligent resource through our proprietary process of cross-lamination, fusing each ply into a multi-layered panel of unwavering stability.

The result is more than a component; it is a promise. It is the unseen, steadfast foundation that ensures every door, every piece of architectural millwork, and every piece of furniture built upon it is free from warping and destined to endure for generations.

The Steadfast Foundation



Nusantara Core

Premium Albasia Cross-Laminated Lumber Core Panel



A Foundation That Stays True.

Nusantara Core's cross-laminated structure provides a supremely stable canvas, ensuring your design remains free from warping or distortion from the workshop to the final installation.



Strength Without the Weight.

The solid core engineering provides exceptional stiffness and rigidity, perfect for creating long, uninterrupted lines in doors, shelves, and paneling without the excessive weight of traditional materials.



The Freedom to Create.

Nusantara Core's consistent density allows for flawlessly clean edges, intricate routing, and perfect joinery with minimal blowout, giving you the freedom to execute your most detailed and ambitious designs.



A Conscious Choice.

As our proprietary, in-house product crafted from rapidly renewable Albasia, choosing Nusantara Core is a decision to build with a material that is not only superior in performance but is also in perfect harmony with a better future.

The Grammar of Room

If a room is a sentence, then moulding profiles are its essential punctuation. They are the clean lines of an architrave that frame a view, the gentle curves of a panel mould that add depth and shadow, and the solid form of a door frame that provides a sense of permanence. Our profiles are engineered to integrate flawlessly, providing the architectural grammar needed to give your space a clear, confident, and elegant voice.



Door Frames

The essential foundation that provides structural integrity and frames the first welcome.



Moulding

The artistic profiles that impart unique character and a sense of considered detail to a space.



Wall Panel

Transform a simple surface into an intentional feature wall, creating rhythm, texture, and atmosphere.



Architrave

The definitive element that frames a threshold, turning a simple opening into a deliberate architectural statement.



S4S / E2E / E4E

Perfectly dimensioned timber, providing a pristine and reliable canvas for any bespoke creation.

Specifications

Thickness : Custom made thickness available

Board Size : Custom made size available

Quality : Visual Quality Standards



The Language of the Grain

Architectural form provides the grammar that gives a room its structure, but it is the material itself that gives that structure its voice. The grain of the wood is a language written by time and nature—a quiet, tactile narrative of seasons and strength. Each species in our collection, curated from the rich forests of Indonesia, speaks in a different tone: one may whisper of serene, minimalist warmth, while another speaks with the rich, resonant voice of timeless luxury.

We see these materials not as a commodity, but as a lexicon for the modern creator. This is an invitation to explore that language, to find the unique character that will bring your design to life and give your space its authentic soul. It is this essential soul, this natural voice, that will ultimately be expressed through the final, defining touch of its finish.

Wood Selections



Mahogany

The signature of timeless elegance. Known for its fine, uniform texture and warm, reddish-brown heartwood that deepens with age, Mahogany brings a sense of classic luxury and refined character to any interior.



Camphor

An embrace of comforting warmth. Camphor's glossy, reddish tones and straight or gently waving grain create an immediate sense of welcome and traditional comfort, perfect for crafting spaces that feel both elegant and lived-in.



Durian

Subtle character with a warm heart. Offering a range of soft pinkish and grey-brown tones with a straight, consistent grain, Durian wood provides a warm, understated, and versatile foundation for a variety of design palettes.



Bangkirai

A testament to natural resilience, Bangkirai (Yellow Balau) has a dense, interlocked grain that provides unwavering strength for elements demanding both beauty and enduring performance.



Albasia

A light and consistent canvas. Its pale, even tones create a feeling of serene, minimalist warmth, making it the perfect foundation for modern designs and clean, bright spaces.



Meranti

A story of warmth and movement. With its distinctive interlocked grain creating a beautiful ribbon-like figure, Meranti offers a rich, dynamic texture that adds a layer of visual interest and warm, inviting energy.



Sungkai

A study in light and strength. Celebrated for its pale, beautiful grain and natural sheen, Sungkai is a durable and radiant choice that brings a feeling of bright, contemporary sophistication to a space.



Merbau

A foundation of rich, dramatic depth. Its bold, interlocking grain and deep, resonant colors—ranging from reddish-brown to orange—make Merbau a powerful choice for creating spaces with a strong, grounded, and luxurious presence.

From Vision to Reality

We have explored the philosophies that guide our craft and the elements that give your vision its form. But the true measure of our work is not found in our workshop; it is found in the world.

It is in the spaces our doors help define, in the daily lives they quietly enhance, and in the enduring performance they provide year after year. This is the final and most important part of our story: the proof of our promise, demonstrated in application, validated by testing, and verified by the world's most respected standards.








A Gallery of Possibilities

Here, the potential we have discussed becomes a tangible reality. This gallery is a curated selection of projects from our partners around the globe—a testament to how Unitree doors have been used to create atmospheres of beauty, sophistication, and warmth. We offer these not as a portfolio of our past, but as a source of inspiration for your future. But beyond the beauty of a finished space lies a deeper question: how will it endure?





A LEGACY OF RESILIENCE

Proven in the Elements

We believe a door's beauty must be matched by an unwavering resilience. Our commitment to this is not just a promise; it is proven in the very climate where our craft is born.

We harness the power of our tropical environment, subjecting our doors to the punishing extremes of nature—from the relentless equatorial sun to the intense, seasonal downpours of the monsoon. This authentic, real-world validation ensures every door is engineered to resist warping, degradation, and the stresses of time. This is how we guarantee a lifetime of performance. This is The Quiet Detail of a door that is truly built to endure.



Our Commitment, Certified

Our standards are certified by the world's most respected organizations. Our FSC® and SVLK certifications are not just badges; they are independent, third-party verification of our deepest promises. They are your assurance that our materials are sourced with a profound respect for the planet and that our process adheres to the highest global standards of legality and sustainability. With this foundation of verified trust, we invite you to begin a conversation.



The mark of
responsible forestry
Contact us for FSC
certified products

FSC® certificate

standard(s) has been confirmed for:

Trijaya Sumber Semesta, PT.

Jl. Pakem Turi Baratan RT 001 RW 013, Pakem, Sleman, ID-YO 55582, Indonesia

This single site certificate covers the production of solid wood boards, finger joint wood, solid wood board, doors and door frame products using the transfer system.

The facility(s) are hereby Chain of Custody certified to sell products as:

FSC 100%

The assessment has been conducted by SCS Global Services in accordance with the protocols of the Forest Stewardship Council® A.C. (FSC®).

FSC Standard: FSC-STD-40-004

Certificate Code: SCS-COC-009091

Trademark License Code: FSC-C177492

Valid from: 15 June 2022 Expiry date: 14 June 2027

This certificate itself does not constitute evidence that a particular product supplied by the certificate holder is FSC-certified (or FSC Controlled Wood where applicable). Products offered, shipped or sold by the certificate holder can only be considered covered by the scope of this certificate when the required FSC claim is clearly stated on sales and delivery documents. The scope of this certificate is considered accurate on the date of issuance. The current validity and scope, including the full list of products, shall be verified on <http://info.fsc.org>. The certificate shall remain the property of SCS, and this certificate and all copies or reproductions of this certificate shall be returned to SCS immediately upon request. Where a certificate covers more than one site, the covered products and processes activities are performed by the network of Participating Sites, and not necessarily by each of them.

SCSglobal
SERVICES



The mark of
responsible forestry



Maggie Schwartz, Managing Director, Forestry Services
SCS Global Services
2000 Powell Street, Ste. 600, Emeryville, CA 94608 USA

Printed: 15 Jun, 2022



SERTIFIKAT CERTIFICATE

Sertifikat ini menyatakan bahwa / This is to certify that :

PT TRIJAYA SUMBER SEMESTA

- Jl. Wijaya Kusuma No. 310 B, Jombor Kidul, Sinduadi, Kecamatan Mlati, Kabupaten Sleman, Daerah Istimewa Yogyakarta (Office Address)
- Jl. Pakem Turi, Dusun Baratan, Kelurahan Candibinangun, Kecamatan Pakem, Kabupaten Sleman, Daerah Istimewa Yogyakarta (Factory Address)

Telah diaudit dan memenuhi persyaratan dari skema Sistem Verifikasi Legalitas dan Kelestarian sebagaimana ditetapkan dalam Keputusan Menteri Lingkungan Hidup dan Kehutanan No. SK.9895/MenLHK-PHL/BPPHH/HPL.3/12/2022 tanggal 14 Desember 2022 tentang Standar dan Pedoman Pelaksanaan Sistem Verifikasi Legalitas dan Kelestarian, Lampiran 3.2. Standar Verifikasi Legalitas Hasil Hutan Kayu Pada Perizinan Berusaha Kegiatan Usaha Industri (PBUI)

Has been audited and found to meet the requirements of Timber Legality Assurance System as stipulated in Decree of Ministry of Environment and Forestry Number: SK.9895/MenLHK-PHL/BPPHH/HPL.3/12/2022 dated December 14th, 2022 concerning Standards and Guidelines on Assessment of Timber Legality Verification and Sustainability, Appendix 3.2. Standard of Timber Legality Assurance System for Holders of PBUI

Jenis Sertifikasi / Type of Certification:
Sertifikasi Tunggal / Individual Certification

Ruang Lingkup / Scope of Organization:
Perizinan Berusaha Kegiatan Usaha Industri / PBUI Holders

Izin Usaha / Permit:
Pemerintah Republik Indonesia c.q. Lembaga Pengelola dan Penyelenggaraan OSS dengan Perizinan Berusaha Berbasis Risiko Nomor Induk Berusaha (NIB) 9120208292905 diterbitkan tanggal 20 Maret 2019


Produk dan Kapasitas / Product and Capacity:

- Kayu Lapis Laminasi, termasuk Decorative Plywood (5.000 m3/tahun) - Laminated Plywood include Decorative Plywood (5,000 m3/year)
- Bahan Konstruksi dari Kayu (5.950 m3/tahun) - Construction Materials made from Wood (5,950 m3/year)
- Barang Bangunan dari Kayu (5.950 m3/tahun) - Wooden Building (5,950 m3/year)
- Wadah dari Kayu (5.950 m3/tahun) - Wooden Bowl (5,950 m3/year)

Rendy Agung

Rendy Agung Firmansyah
Direktur Utama
(President Director)

Sertifikat ini akan tetap berlaku apabila pemegang sertifikat selalu memenuhi kriteria sebagaimana yang tercantum dalam Syarat dan Ketentuan yang ditetapkan oleh TRIC. Sertifikat ini milik TRIC dan harus dikembalikan jika diminta.
This certificate is valid provided that the certificate holder continues to meet the criteria as laid down in Terms and Condition by TRIC. This certificate remains the property of TRIC and shall be returned upon request.




Certificate Number : TRIC-IDN-TL-266
Initial Registration : April 29th 2019
Latest Issued Date : April 17th 2024
Valid Until : April 28th 2025
Issued number : 05th





LET US BUILD TOGETHER

Partner with Us


We have shared our philosophy, our collections, and our proof. Now, we would be honored to learn about your vision. Our team is dedicated to being more than a supplier; we are a collaborative partner, ready to help you create spaces that are not only beautiful but are built upon a foundation of integrity and uncompromising quality. Let us be a part of your next story.


 unitreedor.com

 marketing@trijayasumbersemesta.com


 +62 821 1500 5757

 [unitreedor](https://www.instagram.com/unitreedor)

 +62274-287-3888

 Jl. Baratan, Pakisaji, Candibinangun, Kec. Pakem,
Kabupaten Sleman, Daerah Istimewa Yogyakarta 55582
Indonesia

SCAN FOR INFO



CRAFTED IN
INDONESIA



**"A door is the quiet guardian
of a family's story.
We craft it to be worthy
of that trust"**



unitreedoor.com